

Communication Systems II

[KECE322_01]

<2012-2nd Semester>

Lecture #20

2012. 11. 19

School of Electrical Engineering

Korea University

Prof. Young-Chai Ko

Outline

- PSK (phase-shift keying) modulation

Phase-Shifted Keying (PSK) Modulation

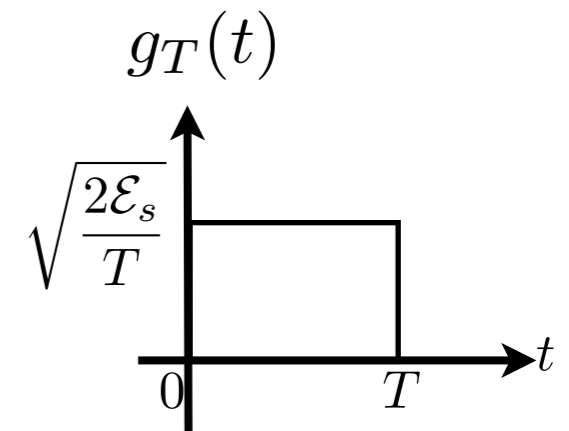
- PSK signal is in the form of

$$u_m(t) = g_T(t) \cos \left(2\pi f_c t + \frac{2\pi m}{M} \right), \quad m = 0, 1, \dots, M - 1, \quad 0 \leq t \leq T$$
$$= \Re[s_{ml}(t)e^{j2\pi f_c t}]$$

- PSK signal has its equivalent low-pass signal

$$s_{ml}(t) = g_T(t)e^{j\theta_m}, \quad m = 0, 1, \dots, M - 1$$

where $\theta_m = \frac{2\pi m}{M}$



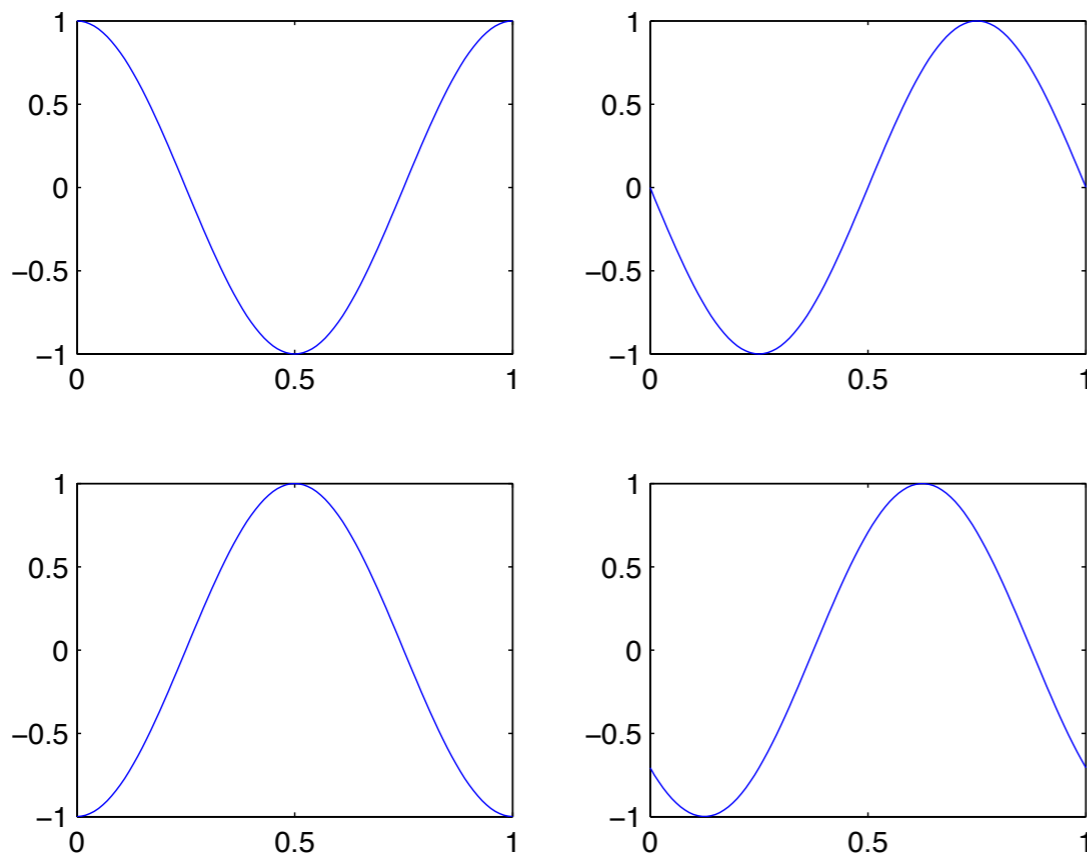
■ 4-ary PSK or (QPSK)

Bit	$\theta_m = \frac{2\pi m}{M}$
0 0	0
0 1	$\pi/2$
1 1	π
1 0	$3\pi/2$

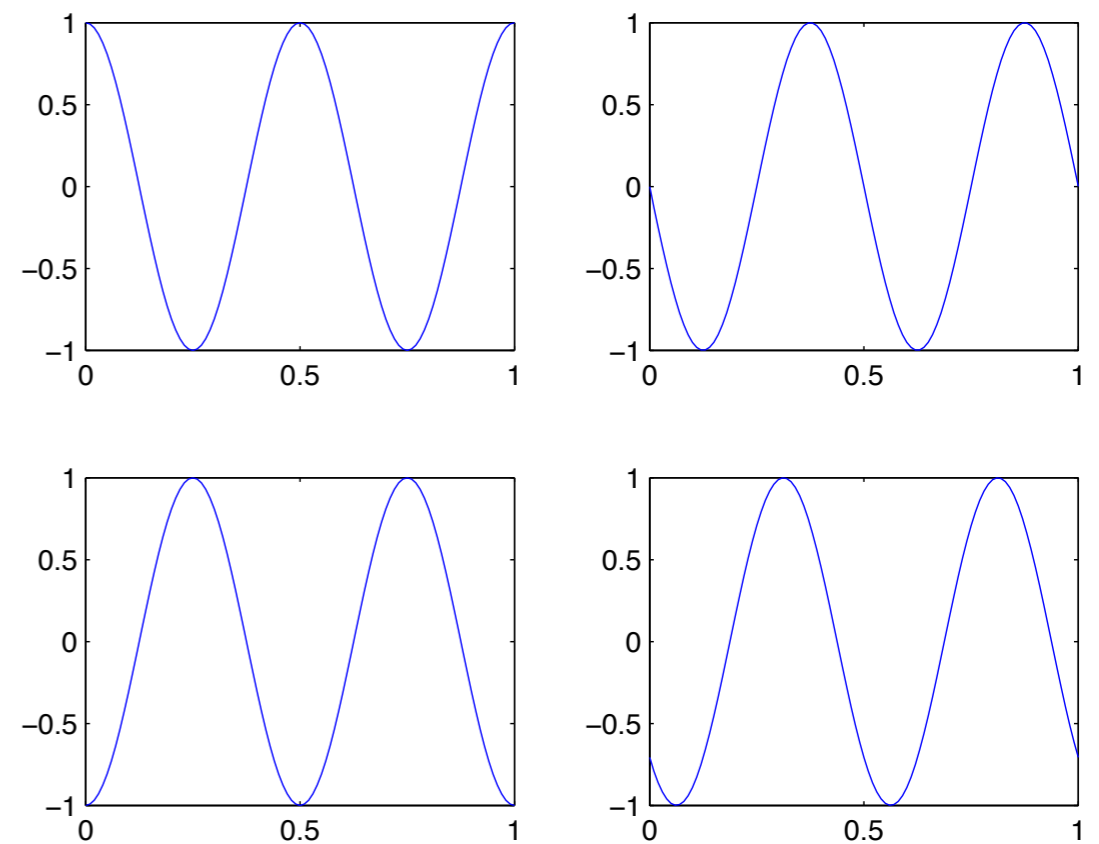
$$u_m(t) = g_T(t) \cos\left(2\pi f_c t + \frac{2\pi m}{M}\right)$$

$$m = 0, 1, \dots, M - 1, 0 \leq t \leq T$$

$f_c = 1, T = 1$

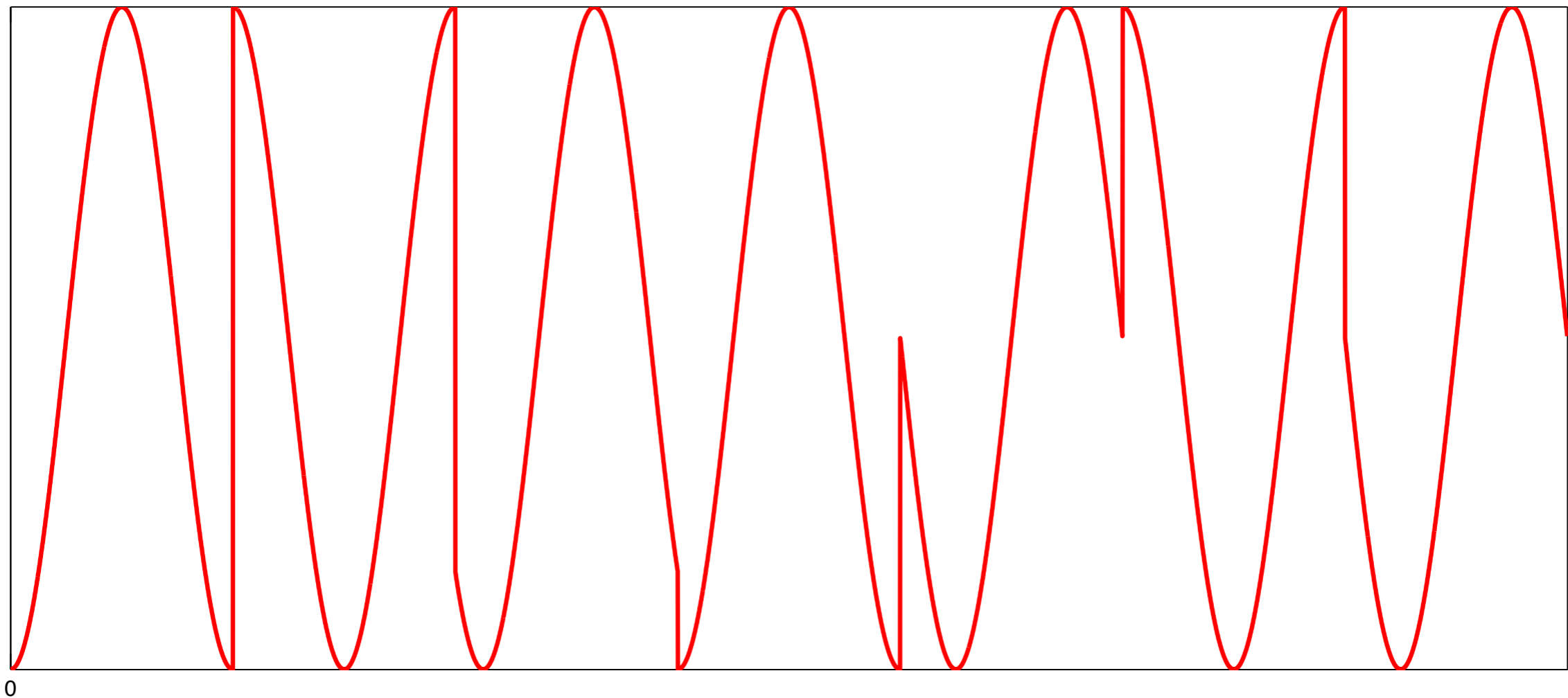


$f_c = 2, T = 1$



$$u_m(t) = \sqrt{\frac{2\mathcal{E}_s}{T}} \cos\left(2\pi f_c t + \frac{2\pi m}{M}\right), \quad m = 0, 1, \dots, M-1, \quad 0 \leq t \leq T$$

Bit stream: $\underbrace{1\ 0}_{s_4}$ $\underbrace{0\ 0}_{s_1}$ $\underbrace{1\ 1}_{s_3}$ $\underbrace{1\ 0}_{s_4}$ $\underbrace{0\ 1}_{s_2}$ $\underbrace{0\ 0}_{s_1}$ $\underbrace{0\ 1}_{s_2}$



■ PSK signal waveform

$$\begin{aligned}u_m(t) &= \sqrt{\frac{2\mathcal{E}_s}{T}} \cos\left(2\pi f_c t + \frac{2\pi m}{M}\right) \\ &= \Re[s_{ml}(t)e^{j2\pi f_c t}]\end{aligned}$$

where

$$s_{ml}(t) = g_T(t)e^{j\theta_m}, \quad m = 0, 1, \dots, M - 1$$

$$\text{where } \theta_m = \frac{2\pi m}{M}$$

$$s_{ml}(t) = g_T(t) \cos(\theta_m) + jg_T(t) \sin(\theta_m)$$

Recall

$$s(t) = x(t) \cos(2\pi f_c t) - y(t) \sin(2\pi f_c t) \quad \text{if } s_l(t) = x(t) + jy(t)$$

■ Then

$$u_m(t) = g_T(t)A_{mc} \cos(2\pi f_c t) - g_T(t)A_{ms} \sin(2\pi f_c t)$$

where

$$A_{mc} = \cos\left(\frac{2\pi m}{M}\right), \quad m = 0, 1, \dots, M-1$$

$$A_{ms} = \sin\left(\frac{2\pi m}{M}\right), \quad m = 0, 1, \dots, M-1$$

■ Geometrical representation

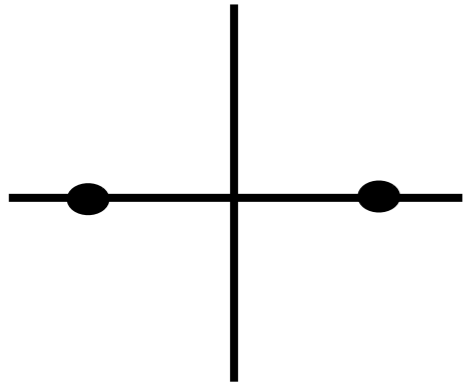
$$u_m(t) = s_{m1}\psi_1(t) + s_{m2}\psi_2(t) \quad \longrightarrow \quad \mathbf{s}_m = \left(\sqrt{\mathcal{E}_s} \cos 2\pi m/M, \quad \sqrt{\mathcal{E}_s} \sin 2\pi m/M \right)$$

where

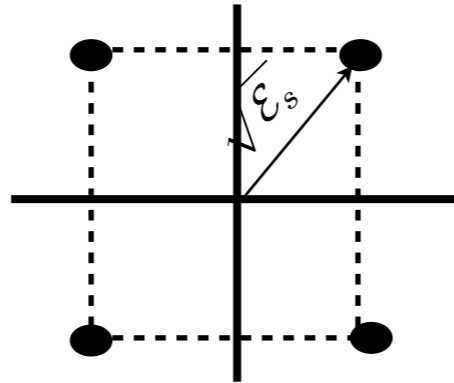
$$\psi_1(t) = \sqrt{\frac{1}{\mathcal{E}_s}} g_T(t) \cos(2\pi f_c t)$$

$$\psi_2(t) = -\sqrt{\frac{1}{\mathcal{E}_s}} g_T(t) \sin(2\pi f_c t)$$

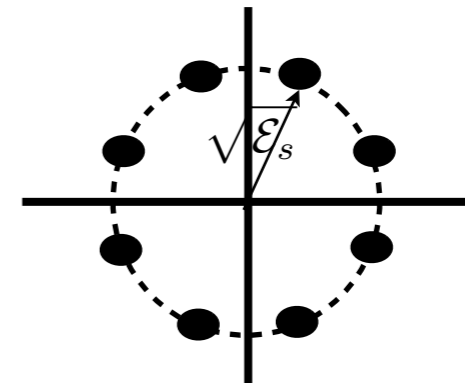
■ PSK signal constellations



$M = 2$
BPSK



$M = 4$
QPSK



$M = 8$
8-PSK

Euclidean distance

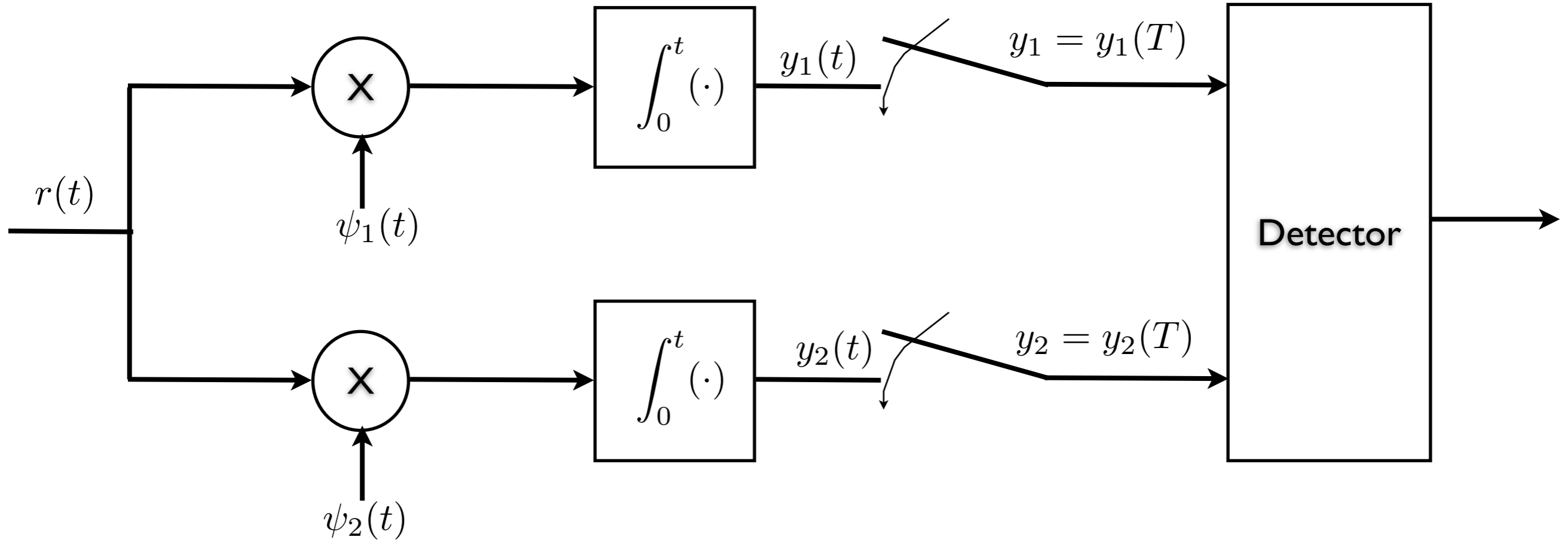
$$d_{mn} = \sqrt{\|\mathbf{s}_m - \mathbf{s}_n\|^2}$$

$$= \sqrt{2\mathcal{E}_s \left(1 - \cos \frac{2\pi(m-n)}{M}\right)}$$

Minimum Euclidean distance

$$d_{\min} = \sqrt{2\mathcal{E}_s \left(1 - \cos \frac{2\pi}{M}\right)} = 2\sqrt{\mathcal{E}_s} \sin \frac{\pi}{M}$$

■ Demodulation of PSK signals



$$r(t) = u_m(t) + n(t)$$

$$y_k = y_k(T) = \int_0^T r(t)\psi_k(t) dt, \quad k = 1, 2$$

$$= s_{mk} + n_k$$

■ Noise components

$$n_1 = \int_0^T n(t)\psi_1(t) dt, \quad \text{and} \quad n_2 = \int_0^T n(t)\psi_2(t) dt$$

Mean of n_1

$$E[n_1] = E \left[\int_0^T n(t)\psi_1(t) dt \right] = \int_0^T E[n(t)]\psi_1(t) dt = 0$$

Variance of n_1

$$\text{var}[n_1] = E[n_1^2] = E \left[\int_0^T \int_0^T n(t)n(\lambda)\psi_1(t)\psi_1(\lambda) dt d\lambda \right] = \frac{N_0}{2}$$

In a similar way, we can obtain

$$E[n_2] = 0 \quad \text{and} \quad \text{var}[n_2] = E[n_2^2] = \frac{N_0}{2}$$

- Independence between

$$\begin{aligned} E[n_1 n_2] &= E \left[\int_0^T \int_0^T n(t) n(\lambda) \psi_1(t) \psi_2(\lambda) dt d\lambda \right] \\ &= \int_0^T \int_0^T E[n(t) n(\lambda)] \psi_1(t) \psi_2(\lambda) dt d\lambda \\ &= \frac{N_0}{2} \int_0^T \psi_1(t) \psi_2(t) dt \\ &= 0 \end{aligned}$$

- Output of two correlators

$$\begin{aligned} \mathbf{y} &= \mathbf{s}_m + \mathbf{n} \\ &= \left(\sqrt{\mathcal{E}_s} \cos 2\pi m/M + n_1, \sqrt{\mathcal{E}_s} \sin 2\pi m/M + n_2 \right) \end{aligned}$$

■ Optimum detector

- Choose the signal which gives the maximum correlation metrics

$$C(\mathbf{y}, \mathbf{s}_m) = \mathbf{y} \cdot \mathbf{s}_m, \quad m = 0, 1, \dots, M - 1$$

- Equivalently, we select the signal from the set $\{\mathbf{s}_m\}$ whose phase is closest to Θ , where

$$\Theta = \tan^{-1} \frac{y_2}{y_1}$$

Probability of Error for Phase-Coherent PSK Modulation

- Assume s_1 is transmitted.

$$\mathbf{s}_1 = (\sqrt{\mathcal{E}_s}, 0)$$

- Received signal vector

$$y_1 = \sqrt{\mathcal{E}_s} + n_1;$$

$$y_2 = n_2.$$

$$y_1 \sim \mathcal{N}\left(\sqrt{\mathcal{E}_s}, \frac{N_0}{2}\right)$$

$$y_2 \sim \mathcal{N}\left(0, \frac{N_0}{2}\right)$$

- Joint PDF of y_1 and y_2

$$f_{\mathbf{y}}(y_1, y_2) = \frac{1}{2\pi\sigma_y^2} e^{-\frac{(y_1 - \sqrt{\mathcal{E}_s})^2 + y_2^2}{2\sigma_y^2}},$$

$$\text{where } \sigma_y^2 = \frac{N_0}{2}$$

■ Transformation of y_1 and y_2

$$V = \sqrt{y_1^2 + y_2^2},$$
$$\Theta = \tan^{-1} \frac{y_2}{y_1}.$$

● Joint PDF of V and Θ

$$f_{V,\Theta}(v, \theta) = \frac{v}{2\pi\sigma_y^2} e^{-(v^2 + \mathcal{E}_s - 2\sqrt{\mathcal{E}_s}v \cos \theta)/2\sigma_y^2}.$$

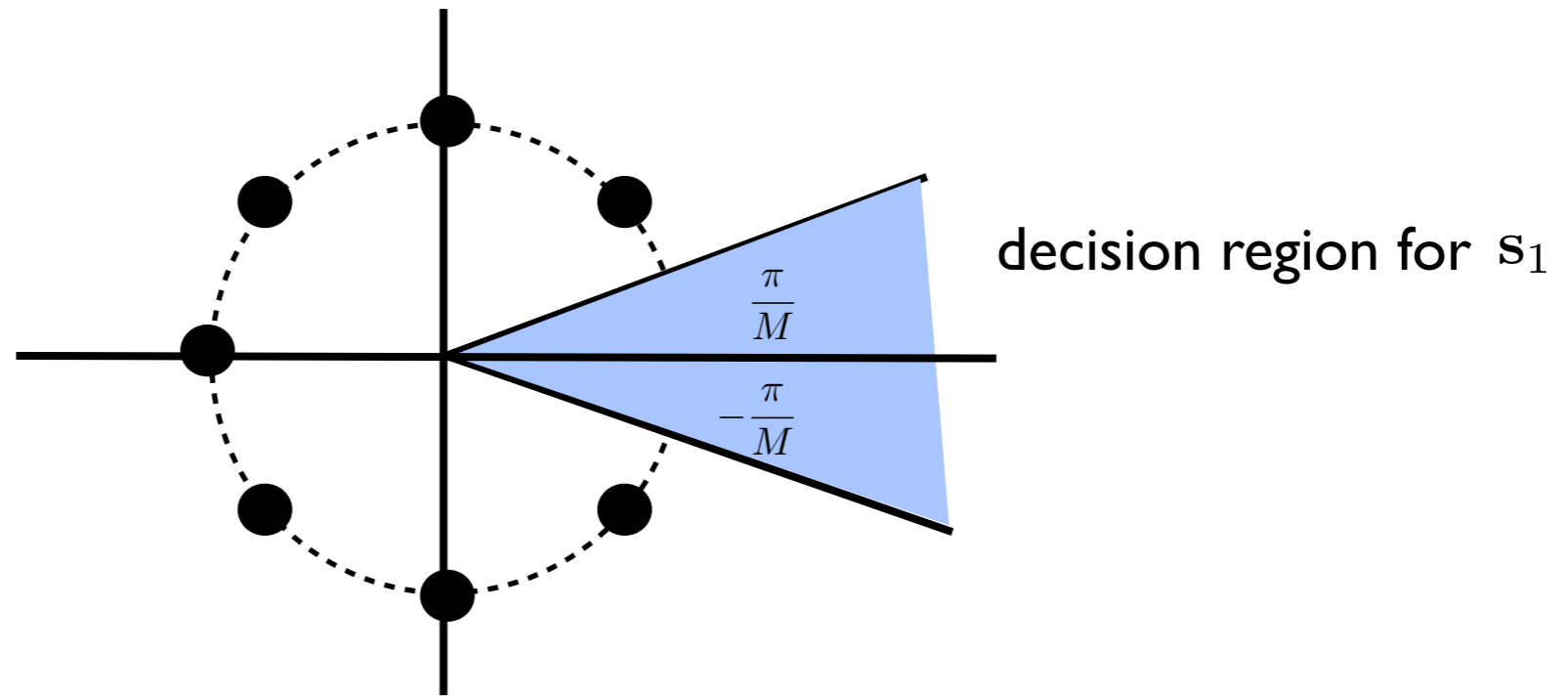
● Marginal PDF of Θ

$$f_{\Theta}(\theta) = \int_0^{\infty} f_{V,\Theta}(v, \theta) dv = \frac{1}{2\pi} e^{-\rho_s \sin^2 \theta} \int_0^{\infty} v e^{-(v - \sqrt{2}\rho_s \cos \theta)^2 / 2} dv$$

where $\rho_s = \frac{\mathcal{E}_s}{N_0}$ is the SNR per symbol.

■ Symbol error rate

$$P_M = 1 - \int_{-\pi/M}^{\pi/M} f_{\Theta}(\theta) d\theta.$$



■ BER of BPSK

$$P_2 = Q \left(\sqrt{\frac{2\mathcal{E}_b}{N_0}} \right)$$

■ SER of QPSK

$$P_c = (1 - P_2)^2 = \left[1 - Q \left(\sqrt{\frac{2\mathcal{E}_b}{N_0}} \right) \right]^2,$$

$$P_4 = 1 - P_c$$

$$P_4 = 2Q \left(\sqrt{\frac{2\mathcal{E}_b}{N_0}} \right) \left[1 - \frac{1}{2} Q \left(\sqrt{\frac{2\mathcal{E}_b}{N_0}} \right) \right] \approx 2Q \left(\sqrt{\frac{2\mathcal{E}_b}{N_0}} \right).$$

■ Approximation of SER for large \mathcal{E}_s/N_0

$$f_{\Theta}(\theta) = \frac{1}{2\pi} e^{-\rho_s \sin^2 \theta} \int_0^{\infty} v e^{-(v - \sqrt{2\rho_s} \cos \theta)^2 / 2} dv$$

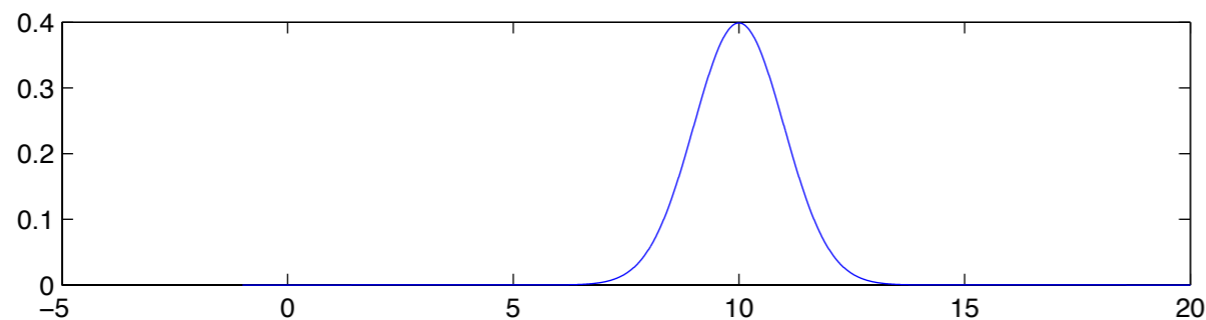
$$\approx \sqrt{\frac{\rho_s}{\pi}} \cos \theta e^{-\rho_s \sin^2 \theta}$$

Note

$$\frac{1}{\sqrt{2\pi}} \int_{-\infty}^{\infty} e^{-\frac{(v-m)^2}{2}} dv = 1$$

$$\frac{1}{\sqrt{2\pi}} \int_{-\infty}^{\infty} v e^{-\frac{(v-m)^2}{2}} dv = m$$

For high SNR per symbol, $\sqrt{2\rho_s} \cos \theta \gg 1$



$$\int_{-\infty}^{\infty} v e^{-(v-m)^2/2} dv \approx \int_0^{\infty} v e^{-(v-m)^2/2} dv = \sqrt{2\pi} m$$

$$\begin{aligned}
P_M &\approx 1 - \int_{-\pi/M}^{\pi/M} \sqrt{\frac{\rho_s}{\pi}} \cos \theta e^{-\rho_s \sin^2 \theta} d\theta \\
&\approx \frac{2}{\sqrt{2\pi}} \int_{\sqrt{2\rho_s} \sin \pi/M}^{\infty} e^{-u^2/2} du \\
&= 2Q \left(\sqrt{2\rho_s} \sin \frac{\pi}{M} \right) \\
&= 2Q \left(\sqrt{2k \sin^2 \left(\frac{\pi}{M} \right) \frac{\mathcal{E}_b}{N_0}} \right) \\
&\approx 2Q \left(\sqrt{\frac{2\pi^2 \log_2 M}{M^2} \frac{\mathcal{E}_b}{N_0}} \right)
\end{aligned}$$

change in variable:

$$u = 2\sqrt{\rho_s} \sin^2 \theta$$

where $k = \log_2 M$

$$\rho_s = k\rho_b$$

$$\sin \frac{\pi}{M} \approx \frac{\pi}{M} \quad \text{for large } M$$